


### Fuel Filter Appearance Difference

Recent product changes have occurred which have changed the appearance of this cartridge fuel filter. While there is an obvious appearance difference between the older element and the new element, both fit and function without compromise. Proper function of this element includes the engagement of a mechanism in the bottom of the element housing. In order to engage the mechanism, the bottom end cap of each element contains a series of raised “teeth”. The older design engages the housing mechanism within the centertube of the element. Since the housing is engaged within the centertube, the lower section of the filter has to protrude down and around the mechanism. The new design engages the housing mechanism on the surface of the bottom end cap. Because of the end cap engagement, the extra length of the element is not needed. Therefore, the two elements have a noticeable difference in height. However, this difference does not affect the fit or function of either cartridge because the overall length from the landing on the housing mechanism in the bottom of the housing to the top end cap of each element is comparable.




New Design Old Design

Old Design New Design

463797 Rev a

### Fuel Filter Appearance Difference

Recent product changes have occurred which have changed the appearance of this cartridge fuel filter. While there is an obvious appearance difference between the older element and the new element, both fit and function without compromise. Proper function of this element includes the engagement of a mechanism in the bottom of the element housing. In order to engage the mechanism, the bottom end cap of each element contains a series of raised “teeth”. The older design engages the housing mechanism within the centertube of the element. Since the housing is engaged within the centertube, the lower section of the filter has to protrude down and around the mechanism. The new design engages the housing mechanism on the surface of the bottom end cap. Because of the end cap engagement, the extra length of the element is not needed. Therefore, the two elements have a noticeable difference in height. However, this difference does not affect the fit or function of either cartridge because the overall length from the landing on the housing mechanism in the bottom of the housing to the top end cap of each element is comparable.




New Design Old Design

Old Design New Design

463797 Rev a

### Fuel Filter Appearance Difference

Recent product changes have occurred which have changed the appearance of this cartridge fuel filter. While there is an obvious appearance difference between the older element and the new element, both fit and function without compromise. Proper function of this element includes the engagement of a mechanism in the bottom of the element housing. In order to engage the mechanism, the bottom end cap of each element contains a series of raised “teeth”. The older design engages the housing mechanism within the centertube of the element. Since the housing is engaged within the centertube, the lower section of the filter has to protrude down and around the mechanism. The new design engages the housing mechanism on the surface of the bottom end cap. Because of the end cap engagement, the extra length of the element is not needed. Therefore, the two elements have a noticeable difference in height. However, this difference does not affect the fit or function of either cartridge because the overall length from the landing on the housing mechanism in the bottom of the housing to the top end cap of each element is comparable.




New Design Old Design

Old Design New Design

463797 Rev a

### Fuel Filter Appearance Difference

Recent product changes have occurred which have changed the appearance of this cartridge fuel filter. While there is an obvious appearance difference between the older element and the new element, both fit and function without compromise. Proper function of this element includes the engagement of a mechanism in the bottom of the element housing. In order to engage the mechanism, the bottom end cap of each element contains a series of raised “teeth”. The older design engages the housing mechanism within the centertube of the element. Since the housing is engaged within the centertube, the lower section of the filter has to protrude down and around the mechanism. The new design engages the housing mechanism on the surface of the bottom end cap. Because of the end cap engagement, the extra length of the element is not needed. Therefore, the two elements have a noticeable difference in height. However, this difference does not affect the fit or function of either cartridge because the overall length from the landing on the housing mechanism in the bottom of the housing to the top end cap of each element is comparable.



New Design Old Design

Old Design New Design

463797 Rev a